




Thomson Cruises

2017 SAILINGS

Enchanting Coasts

6 nts
**Dubrovnik to
Limassol**
Thomson Spirit



Sailing:
26th October 2017

Day 1: Dubrovnik, Croatia
Day 2: Kotor, Montenegro
Day 3: Ship at Sea
Day 4: Pireaus (for Athens), Greece
Day 5: Thira, Santorini
Day 6: Rhodes Town, Rhodes
Day 7: Limassol, Cyprus

Aegean Titans

7 nts
**Limassol round
trip**
Thomson Spirit



Sailing:
1st November 2017

Day 1: Limassol, Cyprus
Day 2: Ship at Sea
Day 3: Heraklion, Crete
Day 4: Pireaus (for Athens), Greece
Day 5: Mykonos Town, Mykonos
Day 6: Kusadasi, Turkey
Day 7: Rhodes Town, Rhodes
Day 8: Limassol, Cyprus

Ancient Affair

7 nts
**Limassol round
trip**
Thomson Spirit



Sailing:
8th & 15th November
2017

Day 1: Limassol, Cyprus
Day 2: Alanya, Turkey
Day 3: Marmaris, Turkey
Day 4: Heraklion, Crete
Day 5: Ship at Sea
Day 6: Ashdod, Israel
Day 7: Ashdod, Israel
Day 8: Limassol, Cyprus

Onboard the Thomson Spirit

Thomson Spirit is the longest-serving member of our fleet, and it's still a firm favourite with customers thanks to its warm, home-from-home atmosphere. It offers up all the hallmarks of classic cruising - think fine dining, formal nights, and elegant lounges made for after-dinner tipples.

Dining - waiter service

- The Compass Rose Restaurant: Serving breakfast, lunch and a six-course dinner. All meals are served as open seating so you can dine when and where you please.
- Sirocco's: Intimate à la carte restaurant offering the ultimate dining experience. A cover charge applies and onboard reservations are required.
- Gala night: Weekly Captain's Gala Reception and Gala Dinner. Set dining times apply - early or late sittings are allocated on arrival.

Dining - flexible options

- Lido Restaurant: Self-service buffet with an al fresco dining area. International theme nights are held twice a week.
- Terrace Grill: Lunchtime BBQs, pizzas and salads served on the open deck.
- Room service: available 24 hours a day - extra charge applies.

Entertainment

- Cinema: Daily feature presentations of recently released films.

Bars and lounges

- Horizons: A stylish, sophisticated bar with spotlight cabarets and live classical music.
- Raffles Bar: Central piano bar, the perfect place for pre-dinner drinks.
- Lido Bar: Outdoor bar next to pool and restaurant.
- Explorers' Lounge: A tranquil lounge adorned with nautical memorabilia and playing relaxing live music.
- Mezzanine Bar: On top level of the show lounge.
- High Spirits Bar: A bar in the ship's nightclub.

Other activities

- Oceans Health Club: The ideal place to unwind, with a fully-equipped spa, beauty salon and gym.
- Card and Reading Room: A quiet, spacious room, perfect for getting away from it all.
- Sports Deck: An entire deck dedicated to basketball, football and table tennis.
- Other: Thomson Kids' Club, gift shops, library with internet access.



Vital Statistics

Tonnage	33,930 GRT
Length	214.66 m
Beam (width)	27.26 m
Speed	18 knots
Decks	10
Lifts	7
Cabins	627
Passengers	1254
Crew and staff	520
Electrical	110/220v AC
Registry	Malta

Amenities

3 restaurants, 6 bars, 2 lounges, nightclub, casino, whirlpools, 2 swimming pools, wading pool, cinema, card/reading room, beauty salon, boutiques, Thomson Kids' Club, Teen area and video arcade, health club, sports deck, sauna and massage, library, medical centre, internet access, 4 self service laundrettes, air-conditioned throughout, stabilised, worldwide satellite telephone, telex and fax

Onboard the Thomson Spirit

Cabin Types



Standard Inside

Inside cabins have either one queen size bed or two single beds, which are either side by side or in an L-shaped configuration. Four berth cabins have twin beds and two upper berths which fold down. These cabins have additional wardrobe space. All cabins have 2 full length wardrobes, en suite bathroom with shower and WC, colour TV, safe - at a charge, and hairdryer. All are fully air-conditioned. Standard cabins are between 13 and 16m².



Standard Outside

Outside cabins have either one queen size bed or two single beds, which are either side by side or in an L-shaped configuration. Four berth cabins have twin beds and two upper berths which fold down. These cabins have additional wardrobe space. All cabins have two full length wardrobes, en suite bathroom with shower and WC, colour TV, safe - at a charge, and hairdryer. All are fully air-conditioned. Standard cabin sizes are between 13 and 16m². Outside cabins have a porthole.



Deluxe

Deluxe cabins have either a 5ft queen size bed or 2 single beds (some cabins have parallel twin beds which can be converted to a double bed) whilst a third person can also be accommodated on a roll away bed (decks 6/7 only). All deluxe cabins are fully air-conditioned and have a picture window, 2 full length wardrobes, occasional chairs and table, colour TV, hairdryer, mini bar, safe - at a charge, and en suite bathroom with shower over bath and WC. Deluxe cabins are 19m².

Please note: The view from some deluxe cabins may be obstructed by lifeboats. Reserve your cabin to guarantee an unobstructed view.



Suites

All suites have a king size bed, a separate lounge area with sofa (which converts to a bed and can comfortably accommodate a third person), chair & table, 2 full length wardrobes, en suite bathroom with shower over bath and WC, bathrobes, mini bar, hairdryer, safe at a charge, picture window and colour TV. Suite sizes are between 26 and 27m².

Please note: The view from some suites may be obstructed by lifeboats. Prebook your cabin to guarantee an unobstructed view.

Presidential Suite

The Presidential Suite on Eagle Deck 9 is the ultimate cabin on the ship - why not treat yourself if you are celebrating a special occasion? It features a CD player, DVD player, 1 bathroom with whirlpool bath, shower and separate WC, picture windows, mini bar, safety deposit box and colour TV. The Presidential Suite is 40m².

Onboard the Thomson Spirit

Deck 9



Deck 8



Deck 7



Deck 6



Deck 5



Deck 4



Deck 3













Deck 2



Deck 1



- | | | | |
|---|---|---|--|
|  |  |  | # 3 berth |
|  |  |  | * 4 berth |
|  |  |  | • Double bed |
| | | |  Suitable for wheelchairs |
| | | | L Twin beds in L shape configuration |